



# **OFF THE BEACH**

## **FROSTBITE SERIES**

# **SAILING INSTRUCTIONS**

## **(SI)**

Organising Authority  
**ROYAL QUEENSLAND YACHT SQUADRON LTD**  
578 Royal Esplanade, Manly, QLD 4179

*The notation '[NP]' in a rule of the sailing instructions (SIs) means that a boat may not protest another boat for breaking that rule. This changes RRS 60.1.*

*The notation '[DP]' in a rule of the sailing instructions (SI's) means that a protest committee can award a penalty less than disqualification (including no penalty) at their discretion. This changes Rules 60.5 and 64.*

*The notation '[SP]' in a rule of the NoR and/or SIs means that a standard penalty may be applied by the race committee without a hearing per RRS60.5(b)(3).*

## **1. SIGNALS MADE ASHORE**

- 1.1. Signals made ashore will be displayed at the official flagpole located at the top of the Eastern Gangway of the Bill Kirby Docks.
- 1.2. When flag AP is displayed ashore, '1 minute' is replaced with 'not less than 45 minutes' in Race Signals AP.

## **2. CLASS FLAGS**

- 2.1. The class flags shall be:

<b>Fleet</b>	<b>Flag</b>
<b>Northern Course</b>	
29er	White with Red 29er Class Insignia
49er	Yellow Flag
Etchells	White with Blue Class Insignia
Hobie 16	Blue with Black Class Insignia
Nacra 15	White with Blue Class Insignia
VX One	White with Black Class Insignia
Northern Mixed Fleet	Yellow Flag
Northern Mixed Catamaran	Code Flag E
<b>Southern Course</b>	
Finn	White with Blue Finn Class Insignia
Flying 11	White with Blue Class Insignia
ILCA 4	Yellow with Red Class Insignia
ILCA 6	Green with Red Class Insignia
ILCA 7	White with Red Class Insignia
OK Dinghy	White with Red OK Dinghy Insignia
Optimist	White with Optimist Black Insignia
Raceboards & Windsurfer LT	White with Red Bic Techno Class Insignia
RS Feva	White with Black & Pink Class Insignia
Southern Mixed Fleet	Yellow Flag

### **3. COURSES**

- 3.1. The diagrams in SI Attachment A shows the courses, including the approximate angles between legs, the order in which marks are to be passed, and the side on which each mark is to be left.
- 3.2. No later than the warning signal, the race committee signal vessel will display the approximate compass bearing of the first leg.

### **4. MARKS**

- 4.1. Marks are as described SI Attachment A.
- 4.2. If one of the gate marks is missing, then the remaining mark shall be left to port.

### **5. THE START**

- 5.1. The starting line is between a staff displaying an orange flag on the signal vessel at the starboard end and the course side of the port-end starting mark.
- 5.2. [DP][NP]Boats whose warning signal has not been made shall avoid the starting area during the starting sequence for other races.
- 5.3. A boat that does not start within four (4) minutes after her starting signal will be scored Did Not Start without a hearing. This changes RRS A5.1 and A5.2.

### **6. CHANGE OF THE NEXT LEG OF THE COURSE**

- 6.1. When Sailing Courses I2a, I3a, O1a, O2a, O3a, the race committee will move the original mark or the finishing line to a new position. All other courses to change the next leg of the course, the race committee will lay a new mark (or move the finishing line) and remove the original mark as soon as practicable. When in a subsequent change a new mark is replaced, it will be replaced by an original mark.
- 6.2. Northern Course Only: If Mark 1 is changed Mark 1A will be ignored.

### **7. THE FINISH**

- 7.1. The finishing line will be between a staff displaying a blue flag on the finishing boat at the starboard end and the course side of the port-end finishing mark.
- 7.2. For the Southern Course Trapezoid, if the finishing boat downwind of the start vessel is not used, the finishing line will be between a staff displaying a blue flag on the start vessel at the port-end and the course side of the starboard-end finishing mark.

### **8. TIME LIMITS AND TARGET TIMES**

- 8.1. The Race Target Time, and the Finishing Window are shown in the table below.

Race Target Time	Finishing Window	Finishing Window Optimist and Flying 11
40 minutes	15 minutes	25 minutes

- 8.2. The Finishing Window is the time for boats to finish after the first boat sails the course and finishes. Boats failing to finish within the Finishing Window, and not subsequently retiring, penalized or given redress, will be scored Time Limit Expired (TLE) without a hearing. A boat scored TLE shall be scored points for the finishing place one more than the points scored by the last boat that finished within the Finishing Window. This changes RRS 35, A5.1, A5.2 and A10.
- 8.3. The time limit for the first boat in each class will be 60 minutes.
- 8.4. Failure to meet the Target Time will not be grounds for redress. This changes RRS 61.4(b)(1).

## **9. HEARING REQUESTS**

- 9.1. For each class, the protest time limit is 60 minutes after the last boat in that class finishes the last race of the day or the race committee signals no more racing today, whichever is later. The time will be posted on the official notice board.
- 9.2. Hearing request forms are available from and shall be lodged with the race office at adjacent to the Main Rigging Lawn or at <https://www.rqys.com.au/documents-auditing/>.
- 9.3. Notices will be posted no later than 30 minutes after the protest time limit to inform competitors of hearings in which they are parties or named as witnesses. Hearings will be held at a time and place advised on the hearing notice.

## **10. [NP][DP]SAFETY REGULATIONS**

- 10.1. A boat that retires from a race shall notify the race committee at the first reasonable opportunity.
- 10.2. [SP] Failure to SIGN ON shall result in that boat being penalised three (3) points for the first race of the session (but not worse than DNF). Failure to SIGN OFF shall result in that boat being penalised three (3) points for the last race of the session (but not worse than DNF). Penalties will be applied without a hearing.
- 10.3. All Maritime Queensland Aquatic Event conditions must be followed including:
  - 10.3.1. All Participating ships are not to impede power driven vessels traversing Manly Boat Harbour and associated channels.
  - 10.3.2. All Participating ships are to obey the gazetted speed limit in Manly Boat Harbour (6 knots).
- 10.4. No Spinnakers are to be flown in the Manly Harbour 6-knot area.
- 10.5. No sailing vessel shall berth on or impede traffic to/from the RQYS fuel dock without permission from the RQYS Sailing or Marina Office.
- 10.6. A boat that retires from a race shall notify the race committee at the first reasonable opportunity.

## **11. REPLACEMENT OF CREW OR EQUIPMENT**

- 11.1. Vessel entries may change sails and equipment throughout the series and retain points if they remain in the same division (a change of details / equipment form must be submitted and approved before the change is made).
- 11.2. If a skipper changes boat, classes or divisions, points for their series entry will remain with the boat, class / division they received these points in.
- 11.3. Boats intending to race with a sail number other than stipulated on their entry shall complete the Change of Details Form prior to racing. Failure to comply may result in the boat being scored DNC without a hearing for all races on that day. This changes RRS 63.1, A4 and A5.
  - 11.3.1. Online Change of Details form can be found here:  
<https://www.rqys.com.au/documents-auditing/>

## **12. EQUIPMENT AND MEASUREMENT CHECKS**

- 12.1. A boat or equipment may be inspected at any time for compliance with the class rules, notice of race and sailing instructions.
- 12.2. [DP] When instructed by a race official on the water, a boat shall proceed to a designated area for inspection.

## **13. OFFICIAL VESSELS**

- 13.1. Official vessels will be identified by displaying a white flag with letter 'RC' or 'J' in black or red 'MEDIA' / "M".
- 13.2. Club coaches may provide advice to any competitor during club racing.

#### **14. TRASH DISPOSAL**

- 14.1. Trash may be placed aboard official or support person vessels.

#### **15. RISK STATEMENT**

- 15.1. RRS 3 states: 'The responsibility for a boat's decision to participate in a race or to continue to race is hers alone.' By participating in this event each competitor agrees and acknowledges that sailing is a potentially dangerous activity with inherent risks. These risks include strong winds and rough seas, sudden changes in weather, failure of equipment, boat handling errors, poor seamanship by other boats, loss of balance on an unstable platform and fatigue resulting in increased risk of injury. **Inherent in the sport of sailing is the risk of permanent, catastrophic injury or death by drowning, trauma, hypothermia or other causes.**
- 15.2. All participants are required to comply with any safety provisions as mandated under the Racing Rules of Sailing, the Australian Sailing Special Regulations Part 2 for Off The Beach Boats, and any Class Rules that may apply. The Squadron encourages and supports competitors who believe it is appropriate to exceed the above requirements (such as the wearing of helmets, body armour, impact vests, etc.) if they or their guardian believe that conditions and their personal circumstances warrant. All competitor's attention is drawn to the Risk Statement - Section 15 of the Sailing Instructions.

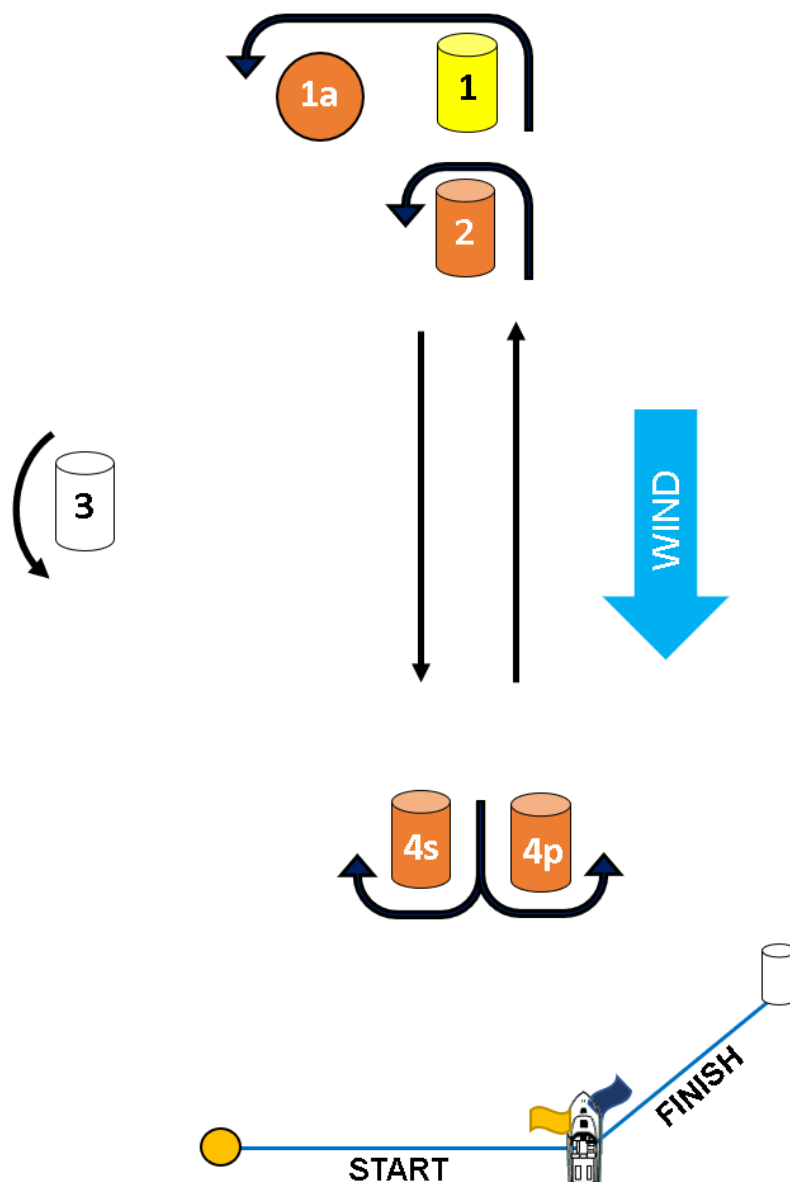
#### **16. INSURANCE**

- 16.1. Each participating boat shall be insured with valid third-party liability insurance with a minimum cover of \$10,000,000AUD per incident or the equivalent.

## SI ATTACHMENT A

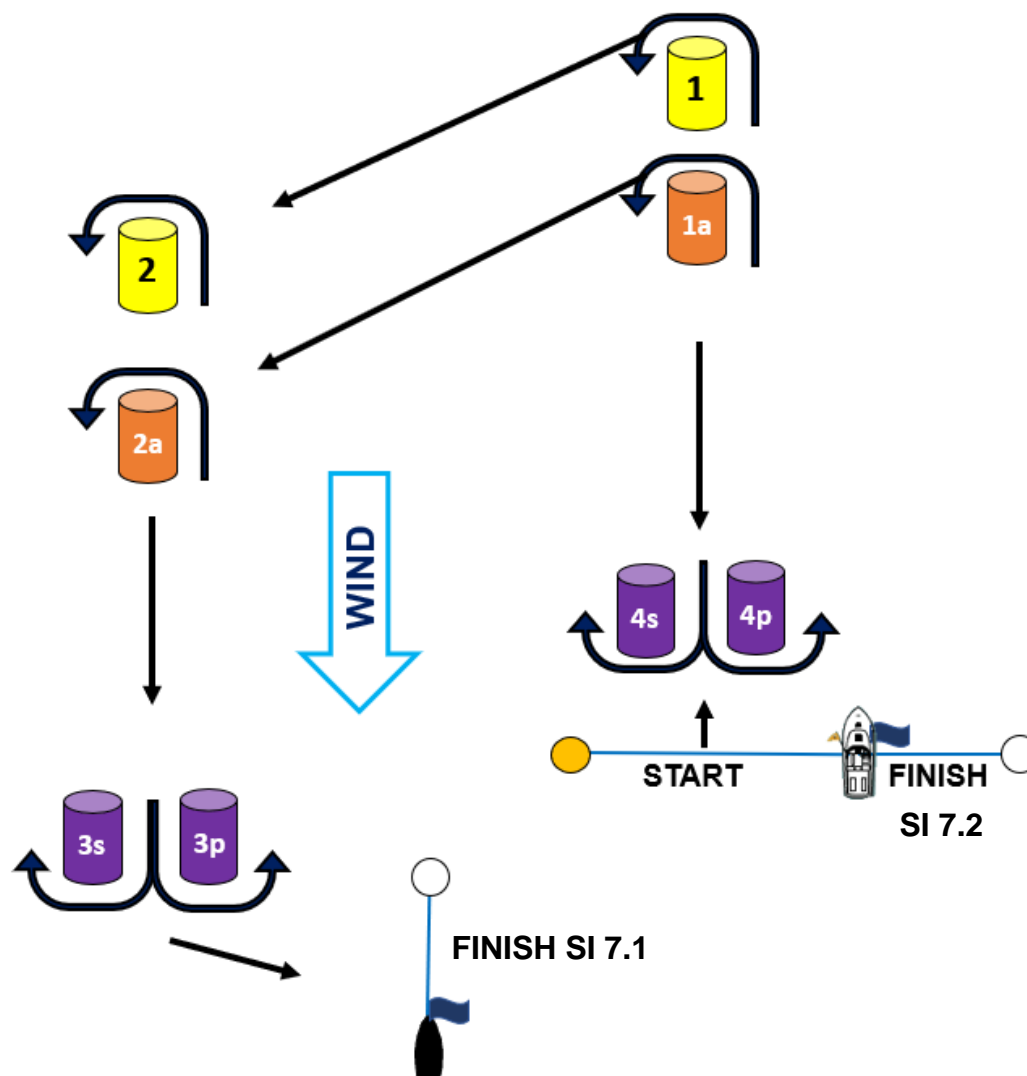
### Northern Course

CODE	COURSE	MARKS DESCRIPTION
LA1	Start – 1 – 1a – 4p – Finish	<b>Marks 1:</b> Yellow Inflatable
LA2	Start – 1 – 1a – 4s/4p – 1 – 1a – 4p – Finish	<b>Mark 2, 4s/4p:</b> Orange Inflatables
LA3	Start – 1 – 1a – 4s/4p – 1 – 1a – 4s/4p – 1 – 1a – 4p – Finish	<b>Start Pin &amp; 1a:</b> Orange teardrop
L1	Start – 2 – 4p – Finish	<b>Mark 3 &amp; Finish Pin:</b> White Inflatable
L2	Start – 2 – 4s/4p – 2 – 4p – Finish	<b>Change Mark:</b> <b>Mark 1:</b> Green Inflatable <b>Mark 2:</b> Purple Inflatable
L3	Start – 2 – 4s/4p – 2 – 4s/4p – 2 – 4p – Finish	
T1	Start – 2 – 3 – 4p – Finish	
T2	Start – 2 – 3 – 4s/4p – 2 – 4p – Finish	
T3	Start – 2 – 3 – 4s/4p – 2 – 4s/4p – 2 – 3 – 4p – Finish	



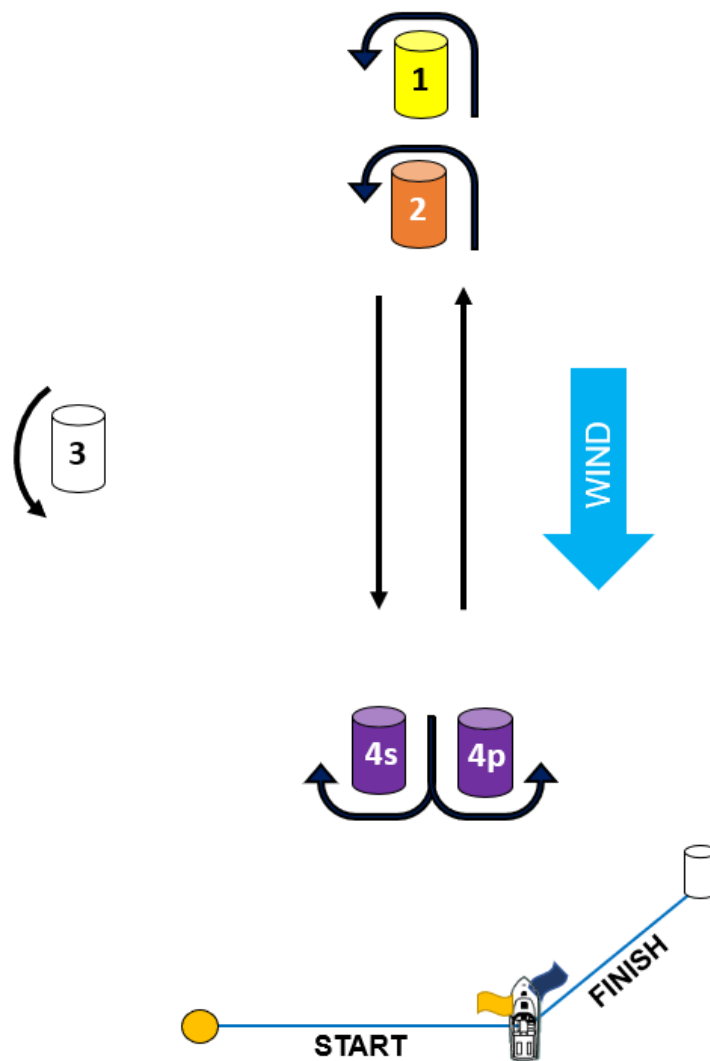
## Southern Course Trapezoid

CODE	COURSE	MARKS DESCRIPTION
<b>I2</b>	Start – 1 – 4s/4p – 1 – 2 – 3p – Finish	<b>Marks 1, 2:</b> Yellow Inflatables <b>Marks 1a &amp; 2a:</b> Orange Inflatables <b>3s/3p &amp; 4s/4p:</b> Purple Inflatables <b>Start pin:</b> Orange Teardrops <b>Finish pin:</b> White Inflatable <b>Change Mark:</b> White Inflatable
<b>I3</b>	Start – 1 – 4s/4p – 1 – 4s/4p – 1 – 2 – 3p – Finish	
<b>I2a</b>	Start – 1a – 4s/4p – 1a – 2a – 3p – Finish	
<b>I3a</b>	Start – 1a – 4s/4p – 1a – 4s/4p – 1a – 2a – 3p – Finish	
<b>O1</b>	Start – 1 – 2 – 3p – Finish	
<b>O2</b>	Start – 1 – 2 – 3s/3p – 2 – 3p – Finish	
<b>O3</b>	Start – 1 – 2 – 3s/3p – 2 – 3s/3p – 2 – 3p – Finish	
<b>O1a</b>	Start – 1a – 2a – 3p – Finish	
<b>O2a</b>	Start – 1a – 2a – 3s/3p – 2a – 3p – Finish	
<b>O3a</b>	Start – 1a – 2a – 3s/3p – 2a – 3s/3p – 2a – 3p – Finish	



### Southern Course Windward/Return

CODE	COURSE	MARKS DESCRIPTION
LA1	Start – 1 – 4p – Finish	<b>Marks 1:</b> Yellow Inflatable
LA2	Start – 1 – 4s/4p – 1 – 4p – Finish	<b>Mark 2:</b> Orange Inflatable
LA3	Start – 1 – 4s/4p – 1 – 4s/4p – 1 – 4p – Finish	<b>Mark 4s/4p:</b> Purple Inflatable
L1	Start – 2 – 4p – Finish	<b>Start Pin:</b> Orange Teardrop
L2	Start – 2 – 4s/4p – 2 – 4p – Finish	<b>Mark 3 &amp; Finish Pin:</b> White Inflatable
L3	Start – 2 – 4s/4p – 2 – 4s/4p – 2 – 4p – Finish	<b>Change Mark:</b> <b>Mark 1:</b> White Inflatable <b>Mark 2:</b> Purple Inflatable
T1	Start – 1 – 3 – 4p – Finish	
T2	Start – 1 – 3 – 4s/4p – 1 – 4p – Finish	





## SI ATTACHMENT B

### Schedule of Races

DATE	EVENT	FIRST WARNING SIGNAL or TIME
<a href="#">Per the RQYS Sailing Calendar</a>	Northern Course	Not Before 1300 Hours
	Southern Course	Not Before 1330 Hours